

Douglas County, Oregon  
FY 2014-15

COMBINED SUMMARY OF BUDGETED RESOURCES AND REQUIREMENTS			
	Revised Budget FY 13-14	Adopted Budget FY 14-15	Increase/ (Decrease)
BEGINNING FUND BALANCES	156,090,606	139,538,654	(16,551,952)
<b><u>Revenues:</u></b>			
Timber Receipts/Safety Net Receipts:			
Safety Net Title I / O & C Receipts	2,500,000	2,500,000	0
Safety Net Title I / Federal Forest Receipts	739,680	912,187	172,507
	3,239,680	3,412,187	172,507
Grants and Other Intergovernmental	42,764,151	30,844,294	(11,919,857)
Property Taxes	8,500,000	8,600,000	100,000
Interest	2,052,697	1,426,160	(626,537)
Outside Service Charges, Rents, Fees and Other	16,000,620	16,232,833	232,213
Interfund Service Charges and Reimbursements	13,936,268	13,766,218	(170,050)
Interfund Transfers and Loans	15,041,067	16,354,948	1,313,881
<i>Total Revenues</i>	101,534,483	90,636,640	(10,897,843)
<b>TOTAL RESOURCES</b>	257,625,089	230,175,294	(27,449,795)
<b><u>Expenditures:</u></b>			
Personnel Services	58,852,822	49,486,734	(9,366,088)
Materials and Services:			
County operations	57,193,083	53,411,071	(3,782,012)
Capital Outlay	12,714,183	13,593,600	879,417
Operating Contingency	2,511,700	2,610,000	98,300
Interfund Transfers and Loans	15,041,067	16,354,948	1,313,881
All Other	307,124	283,311	(23,813)
<i>Total Expenditures</i>	146,619,979	135,739,664	(10,880,315)
ENDING FUND BALANCES	111,005,110	94,435,630	(16,569,480)
<b>TOTAL REQUIREMENTS</b>	257,625,089	230,175,294	(27,449,795)
	FTE		
	715.20	597.68	(117.52)

Douglas County, Oregon  
**SUMMARY OF RESOURCES - ALL FUNDS**  
 FY 2014-15 Budget

Fund	Timber Receipts	Other Intergovernmental	Property Taxes	Interest	All Other Revenue	Interfund Activity			Subtotal	Beginning Fund Balance	Total Resources
						Interdept Charges	Transfers	Loans			
100 General Fund	2,500,000	5,244,243		600,000	6,102,841		1,152,544		15,599,628	53,165,000	68,764,628
220 Public Safety		3,971,046	8,600,000	12,000	2,765,602		5,518,989		20,867,637	601,723	21,469,360
207 Health & Soc Services		4,570,196		0	708,069		1,359,396		6,637,661	4,193,983	10,831,644
201 Public Works	684,140	8,887,432		555,000	53,300		600,000		10,779,872	62,000,000	72,779,872
205 County Fair Board		49,673		100	1,878,307		85,496		2,013,576		2,013,576
208 County Forest Mgm't				34,110	962,371		60,000	2,361,529	3,418,010	3,500,000	6,918,010
206 County Schools	228,047	320,000		1,000	1,000				550,047		550,047
202 Dog Control					95,000		320,465		415,465		415,465
214 Drug Abuse Prevention		100,000							100,000		100,000
212 Industrial Develop		340,000		22,000	18,000				380,000	3,213,721	3,593,721
203 Law Library				400	90,200				90,600	6,000	96,600
213 Salmon Habitat Imp		150,000		50					150,050		150,050
216 Title III		6,479,554		60,000					6,539,554	2,615,506	9,155,060
215 Water Resource Dev		128,500		13,000	720,000				861,500	1,600,000	2,461,500
302 Capital Projects		400,000		35,000	30,000		2,535,000		3,000,000	1,000,000	4,000,000
501 Salmon Harbor		203,650		4,500	1,725,143			2,361,529	4,294,822	132,721	4,427,543
600 Employee Benefit Trust				79,000	900,000	10,243,218			11,222,218	6,705,000	17,927,218
620 Fleet Management				10,000	183,000	3,523,000			3,716,000	805,000	4,521,000
	<u>3,412,187</u>	<u>30,844,294</u>	<u>8,600,000</u>	<u>1,426,160</u>	<u>16,232,833</u>	<u>13,766,218</u>	<u>11,631,890</u>	<u>4,723,058</u>	<u>90,636,640</u>	<u>139,538,654</u>	<u>230,175,294</u>

Less:

Interfund Activity

(30,121,166)

Current Year Revenues for Graph

60,515,474

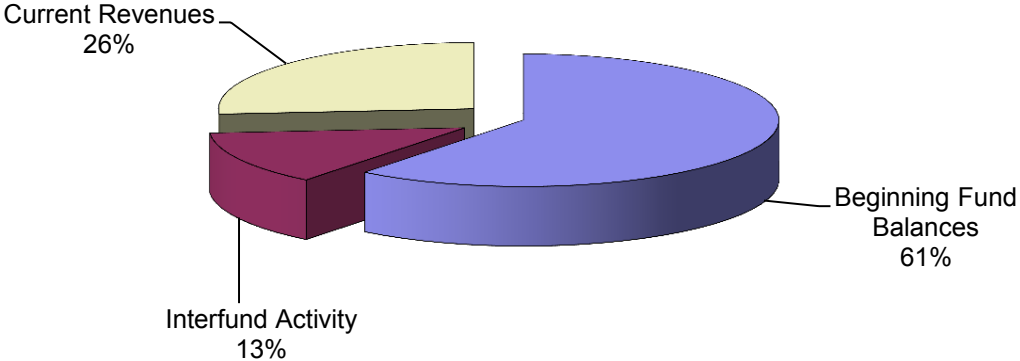
Douglas County, Oregon  
**SUMMARY OF REQUIREMENTS - ALL FUNDS**  
 FY 2014-15 Budget

Fund	Personnel Services	Materials and Services	Capital Outlay	Other*	Contingency	Interfund Activity		Total Expenditures	Ending Fund Balance	Total Requirements
						Transfers	Loans			
100 General Fund	18,085,070	7,547,191	985,500		2,000,000	4,696,357		33,314,118	35,450,510	68,764,628
220 Public Safety	16,699,539	4,337,270	59,000			18,000		21,113,809	355,551	21,469,360
207 Health & Soc Services	5,812,963	4,724,637	20,000			274,044		10,831,644		10,831,644
201 Public Works	5,243,583	6,030,937	6,324,600		300,000	5,627,138		23,526,258	49,253,614	72,779,872
205 County Fair Board	889,193	1,106,383	18,000					2,013,576		2,013,576
208 County Forest Mgm't	437,240	269,800	1,001,800	50,000	10,000	37,500	2,361,529	4,167,869	2,750,141	6,918,010
206 County Schools		550,047						550,047		550,047
202 Dog Control	91,390	324,075						415,465		415,465
214 Drug Abuse Prevention		100,000						100,000		100,000
212 Industrial Development		223,000	900,000	233,311				1,356,311	2,237,410	3,593,721
203 Law Library	49,029	47,290						96,319	281	96,600
213 Salmon Habitat Imp		150,050						150,050		150,050
216 Title III		8,126,209	100,000			928,851		9,155,060		9,155,060
215 Water Resource Dev	494,949	448,730			100,000	50,000		1,093,679	1,367,821	2,461,500
302 Capital Projects	10,000	395,000	3,595,000					4,000,000		4,000,000
501 Salmon Harbor	710,522	1,163,792	191,700				2,361,529	4,427,543		4,427,543
600 Employee Benefit Trust	50,441	14,856,475						14,906,916	3,020,302	17,927,218
620 Fleet Management	912,815	3,010,185	398,000		200,000			4,521,000		4,521,000
	<u>49,486,734</u>	<u>53,411,071</u>	<u>13,593,600</u>	<u>283,311</u>	<u>2,610,000</u>	<u>11,631,890</u>	<u>4,723,058</u>	<u>135,739,664</u>	<u>94,435,630</u>	<u>230,175,294</u>
Less:										
Interfund Activity								<u>(30,121,166)</u>		
Current Expenditures for Graph								<u>105,618,498</u>		

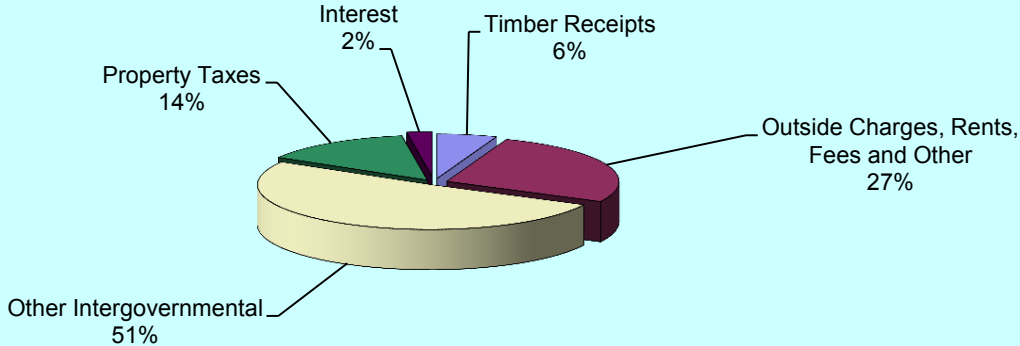
\* Other Requirements are Debt Service and Additions to Notes Receivable.

BUDGETED RESOURCES - ALL FUNDS  
FY 2014-15

**TOTAL BUDGETED RESOURCES \$230,128,488**

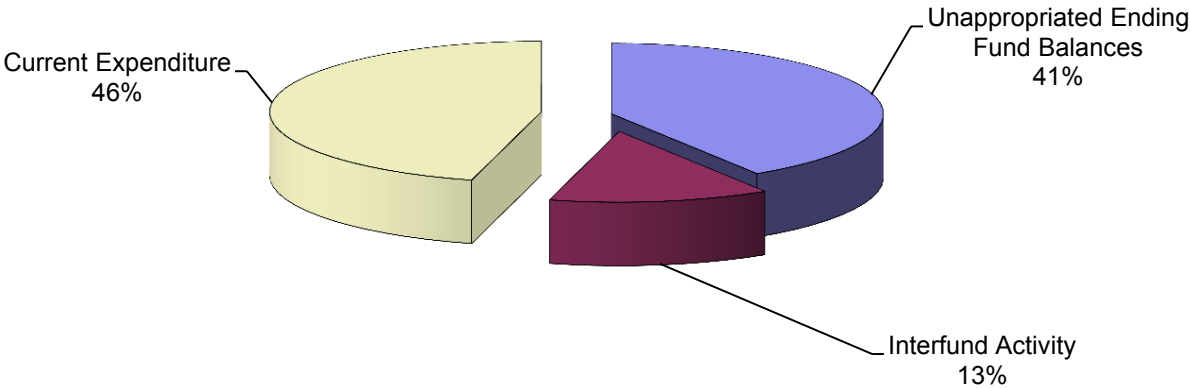


**CURRENT REVENUES - \$60,440,474**

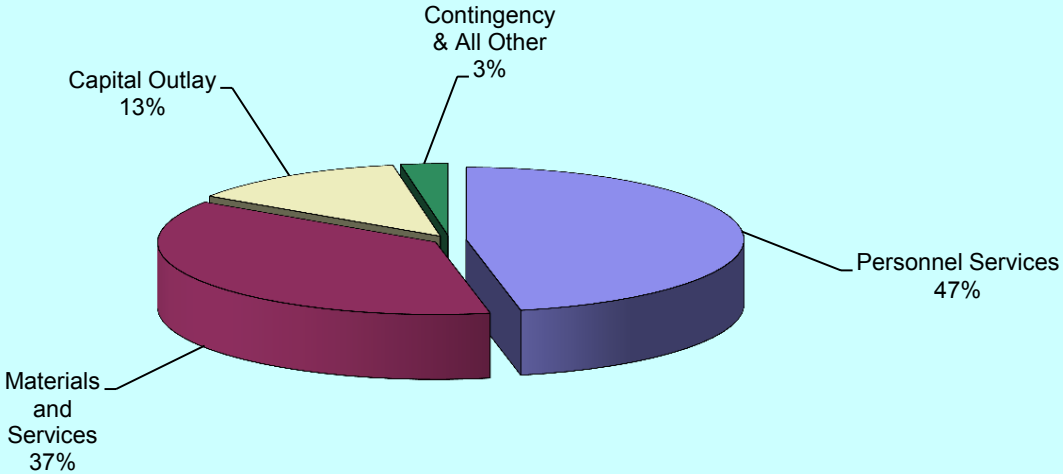


BUDGETED REQUIREMENTS - ALL FUNDS  
FY 2014-15

**TOTAL BUDGETED REQUIREMENTS \$230,128,488**



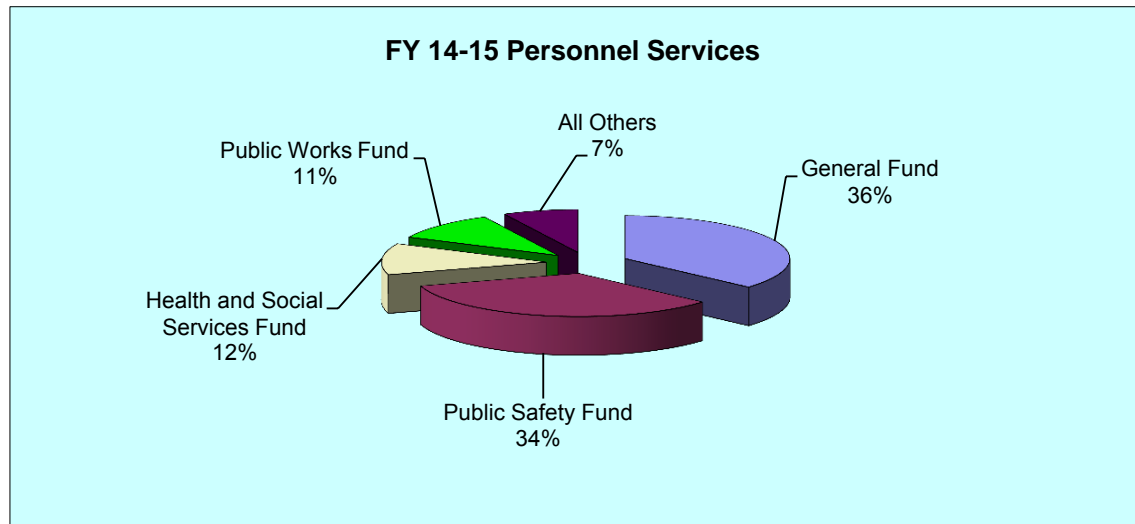
**CURRENT EXPENDITURE - \$105,518,498**



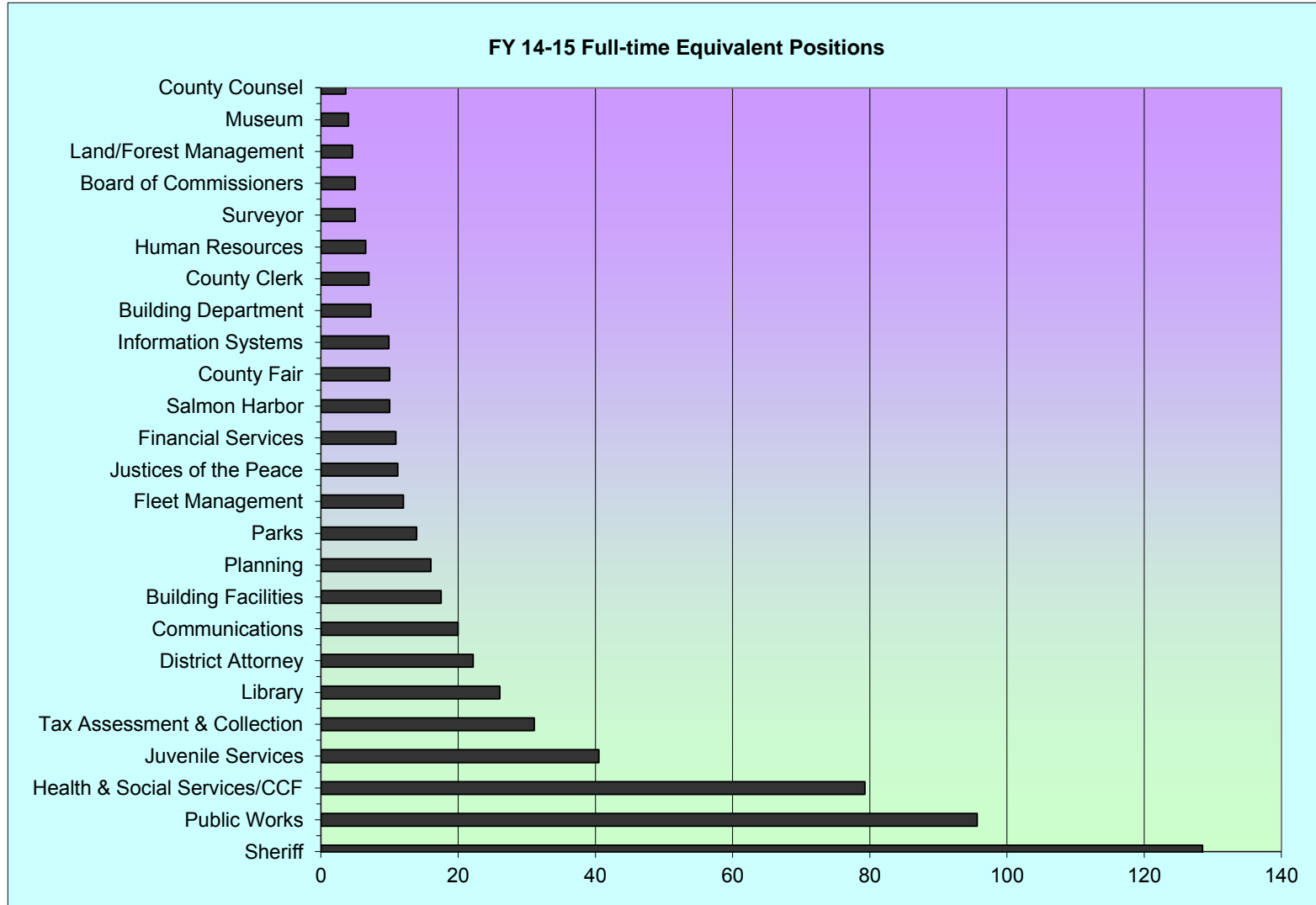
Douglas County, Oregon  
PERSONNEL SERVICES  
FY 2014-15

Fund Name	Revised Budget	Adopted Budget	Change	
	FY 13-14	FY 14-15	Amount	Percent
General Fund	\$17,535,001	\$18,085,070	\$550,069	3.14%
Public Safety Fund	16,902,862	16,699,539	(203,323)	-1.20%
Health and Social Services Fund	15,703,408	5,812,963	(9,890,445)	-62.98%
Public Works Fund	5,170,049	5,243,583	73,534	1.42%
County Fair Board Fund	817,033	889,193	72,160	8.83%
County Forest Management Fund	422,757	437,240	14,483	3.43%
Dog Control Fund	93,728	91,390	(2,338)	-2.49%
Law Library Fund	51,549	49,029	(2,520)	100.00%
Water Resource Development Fund	472,463	494,949	22,486	4.76%
Capital Projects Fund	45,000	10,000	(35,000)	100.00%
Salmon Harbor Fund	706,851	710,522	3,671	0.52%
Employee Benefit Trust Fund	47,986	50,441	2,455	5.12%
Fleet Management Fund	884,135	912,815	28,680	3.24%
<b>TOTAL - ALL FUNDS</b>	<b>\$58,852,822</b>	<b>\$49,486,734</b>	<b>(\$9,366,088)</b>	<b>-15.91%</b>

Full-time Equivalent Positions			
Revised Budget	Adopted Budget	Change	
FY 13-14	FY 14-15	Amount	Percent
247.16	248.74	1.58	0.64%
159.69	161.69	2.00	1.25%
195.50	78.80	(116.70)	-59.69%
64.75	63.75	(1.00)	-1.54%
9.00	10.00	1.00	11.11%
4.60	4.60	0.00	0.00%
1.00	1.00	0.00	0.00%
0.60	0.60	0.00	100.00%
6.00	6.00	0.00	0.00%
10.00	10.00	0.00	0.00%
0.50	0.50	0.00	0.00%
12.00	12.00	0.00	0.00%
<b>715.20</b>	<b>597.68</b>	<b>(113.12)</b>	<b>-15.82%</b>



Douglas County, Oregon  
 FULL-TIME EQUIVALENT POSITIONS  
 FY 2014-15 Budget



	Actual						Budget	
	07-08	08-09	09-10	10-11	11-12	12-13	13-14	14-15
<b>Budgeted Full-time Equivalent Positions</b>	<b>865.53</b>	<b>806.71</b>	<b>762.41</b>	<b>753.24</b>	<b>727.60</b>	<b>701.60</b>	<b>715.20</b>	<b>597.68</b>